

SG-54TG4D-X

515-540W

Maximum Efficiency **24.3%**

| Smart Functions

Module-Level Monitoring

iSolarCloud Storage & Data Visualization

Smart Pathfinding

Fault Localization & Precision Bypass

System-Level Response

Anomaly Detection & Shutdown Time $\leq 25s$

Digital Lifecycle Records

Full Lifecycle Data Transparency

Self-cleaning

More Power Generation

| Product Warranty

25 Year

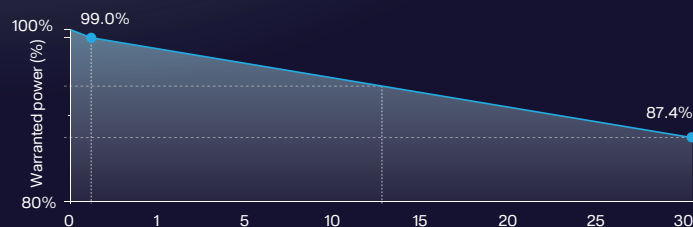
Warranty for Materials and Processing

30 Year

Warranty for Extra Linear Power Output

First Year Power Degradation **<1%**

Year 2-30 Power Degradation **<0.4%**



| Quality Certification

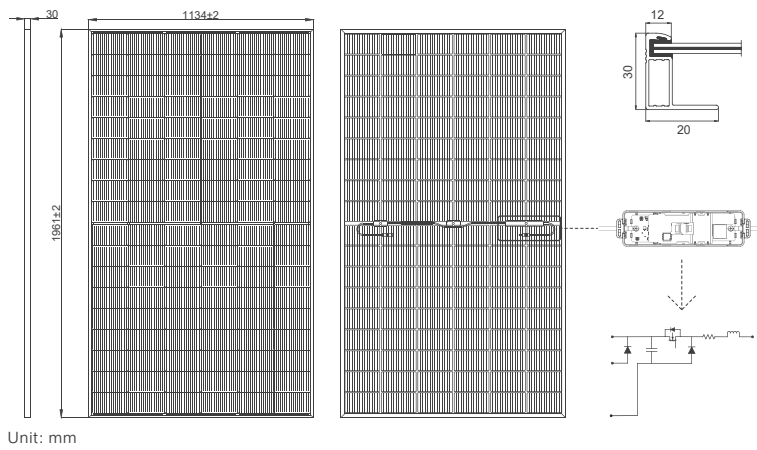


CLEAN ENERGY COUNCIL MEMBER



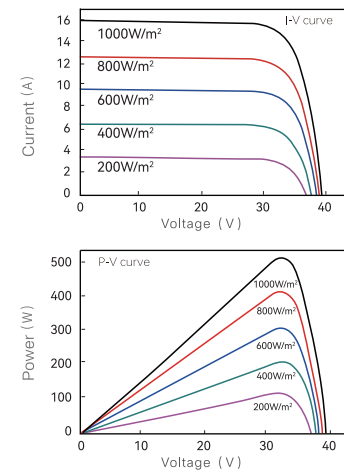
- IEC61215:2021 / IEC61730:2023
- IEC62109-3:2020
- IEC61701 / IEC62716 / IEC60068 / IEC62804
- ISO9001:2015: Quality Management System
- ISO14001:2015: Environment Management System
- ISO45001:2018: Occupational health and safety management systems

Engineering Drawings



Unit: mm

I-V and P-V Curves



Specifications (STC)

Maximum Power Pmax (W)	515	520	525	530	535	540
Voltage at Maximum Power (Vmp/V)	34.43	34.67	34.91	35.15	35.39	35.63
Current at Maximum Power (Imp/A)	14.96	15.00	15.04	15.08	15.12	15.16
Open Circuit Voltage (Voc/V)	40.60	40.78	40.96	41.14	41.32	41.50
Short Circuit Current (Isc/A)	15.98	16.01	16.04	16.07	16.10	16.13
Module Efficiency (%)	23.2	23.4	23.6	23.8	24.1	24.3
Power Tolerance	0 ~ +3%	Maximum System Voltage		DC1500V		
Maximum Series Fuse Rating	30A	Operating Temperature		-40°C ~ +70°C		
Bifacial Factor			80±5%			

STC: Irradiance 1000W/m², Cell Temperature 25°C, AM=1.5

Specifications (BNPI)

Maximum Power Pmax (W)	567	572	578	583	589	594
Voltage at Maximum Power (Vmp/V)	34.43	34.67	34.91	35.15	35.39	35.63
Current at Maximum Power (Imp/A)	16.46	16.50	16.54	16.59	16.63	16.68
Open Circuit Voltage (Voc/V)	40.60	40.78	40.96	41.14	41.32	41.50
Short Circuit Current (Isc/A)	17.58	17.61	17.64	17.68	17.71	17.74

BNPI: Irradiance Front 1000W/m², Rear 135W/m², Cell Temperature 25°C, AM=1.5

Mechanical Characteristics

Cell Type	N-type mono-crystalline
Cell Orientation	108 (2×54)
Dimension	1961×1134×30mm
Weight	26.5kg
Front Glass	2.0mm, Anti-reflection Coating
Back Glass	2.0mm, Heat Strengthened Glass
Frame	Composite material
Junction Box	IP68 rated
Output Cables	4mm ² , (+) : 1200mm, (-) : 1200mm or customize length
Connector Type	MC4-EVO2A/others
Mechanical Load	5400Pa (Front side) /2400Pa (Rear side)

Temperature Characteristics

Temperature Coefficients of Pmax	-0.29%/°C
Temperature Coefficients of Voc	-0.25%/°C
Temperature Coefficients of Isc	0.045%/°C

Packaging Configuration

Packing Detail	36 pcs/pallets, 72 pcs/stack, 864 pcs/ 40'HQ container
----------------	--

RSD Parameters

Shutdown Output Voltage	1±0.1V
Output Bypass	Yes
Rapid Shutdown Time	≤25 s
Maximum Input Voltage	60V
Maximum System Voltage	1500V
Communication Method	PLC
Maximum Communication Distance	≤450 m